



.....

.....

.....

.....

.....

.....

.....

.....

.....

.....

.....

.....

.....

.....

.....

.....

.....

.....

.....

.....

.....

.....

.....

.....

.....

.....


.....

.....


.....

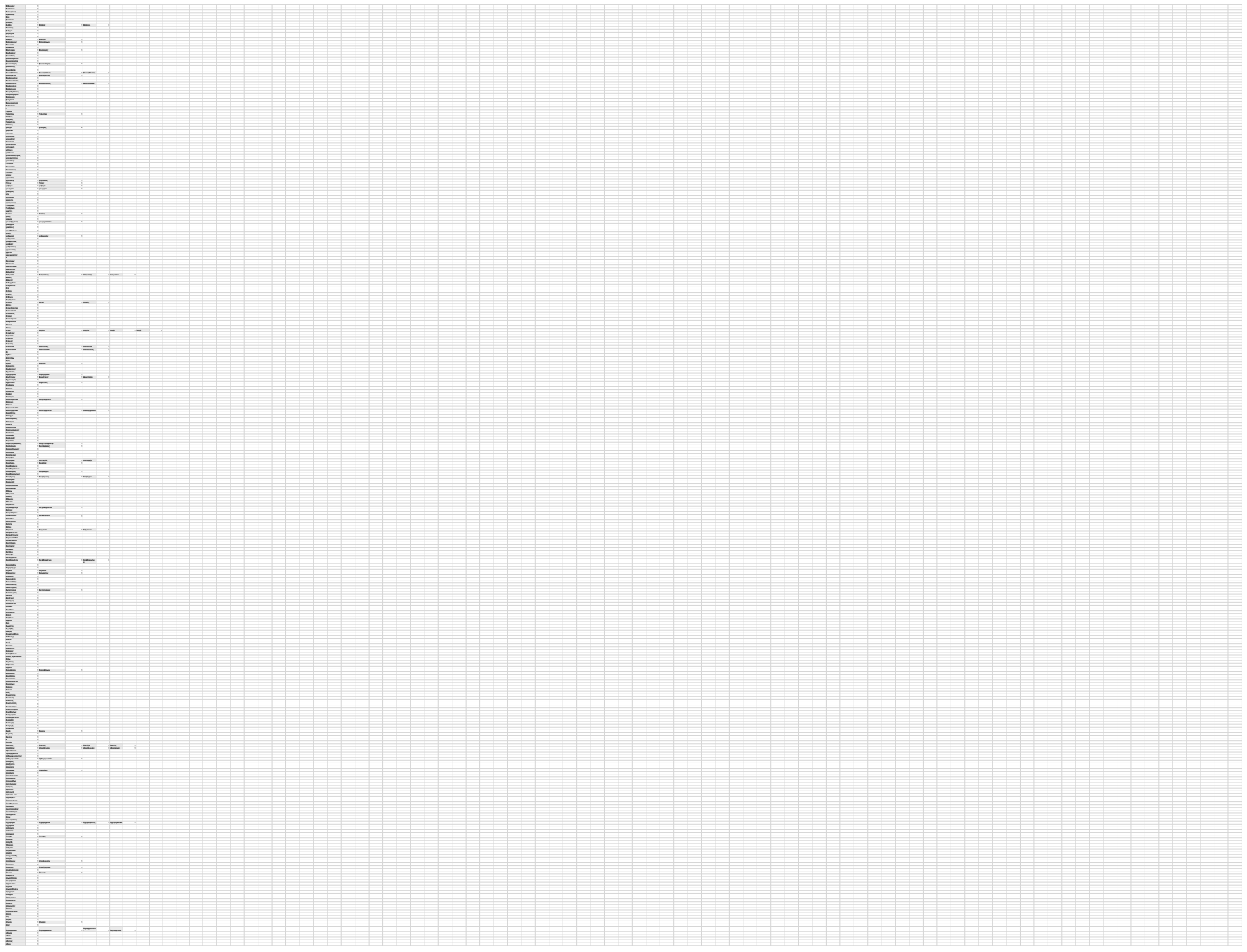
.....


































A large grid of graph paper with two vertical axes. The left vertical axis has a scale from 0 to 100. The right vertical axis has a scale from 0 to 100. The horizontal axis is labeled 'Time' at the bottom center. The grid is mostly empty, with some faint, illegible markings in the top-left corner.

